

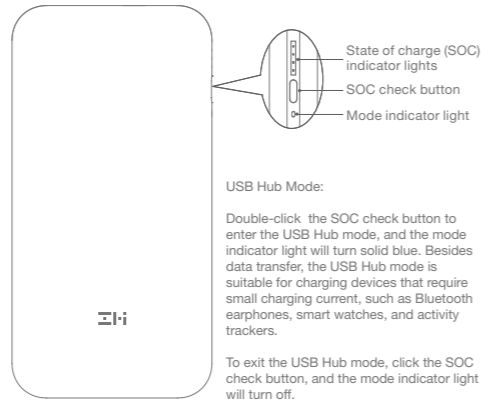
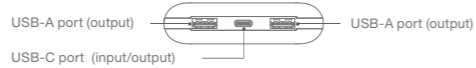
User Guide PowerPack 20000

Model: QB820
High-Speed Rechargeable
Li-Ion Portable Power Bank



Quick Start Guide

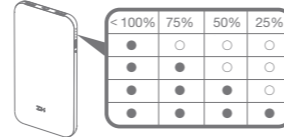
● Getting to know your PowerPack



1

● Checking the state of charge of your PowerPack

Press the SOC check button, and the set of lights corresponding to the current charge level will begin to flash. When the PowerPack is completely drained and needs to be recharged, the lights will stay off.

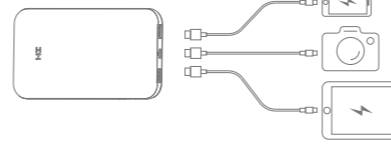


Note: The SOC check button is not an ON/OFF switch. The PowerPack automatically detects operational states, and no button clicks are necessary. When the PowerPack becomes idle, the SOC indicator lights will turn off in two minutes.

● Charging your smartphones, tablets, laptops, or other USB devices

Connect your digital device to a USB-A or USB-C port of the PowerPack with a quality charge/sync cable. As charging is in progress, the PowerPack's SOC indicator lights will be flashing.

Note: Please verify that your laptop is of a newer model with a USB-C port AND PD support.



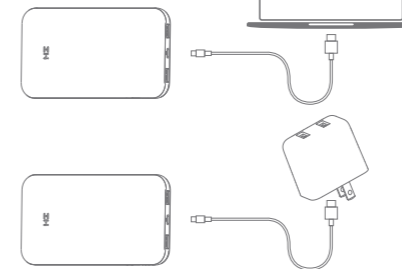
Tip: Using a quality charge/sync cable not only improves energy efficiency and shortens the charge time, but also reduces the risk of potential damage to your device and PowerPack.

2

● Charge your PowerPack

Quality charge/sync cables with a male USB-C connector on the one end and a male USB-A or USB-C on the other can be used. Plug the USB-C connector of the cable into the PowerPack's input port and the other end into a USB power adapter, or a USB-A or USB-C port on your laptop computer. The SOC indicator lights will flash and then stay on solid one by one as the charging progresses.

Tip: For an expedited charge session, a quality USB power adapter, such as a ZMI-branded power plug, is recommended.



3

Specifications

Model	QB820
Battery Type	Lithium ion cell
Cell Capacity	20,000 mAh 3.6V 72Wh
Maximum Charging Voltage	8.4V DC
Operating Temperature	32° to 113°F (0° to 45°C)
Input	5-20V ⚡ Max 45W
Output	Max 45W (overall) 1× USB-C: 5-20V ⚡ Max 40W 2× USB-A: 5.0V ⚡ 2.4A 9.0V ⚡ 2A 12.0V ⚡ 1.5A Max 18W (combined)
Recharge Time	Approximately 3.8 hours with a 5-20V DC 45W USB PD power adapter. Approximately 5.5 hours with a 9V/2A 12V/1.5A power adapter and quality charge/sync cable. Approximately 8.7 hours with a 5V/2A power adapter and quality charge/sync cable.
Dimensions	6.31 × 3.22 × 0.83 in (160.4 × 81.8 × 21 mm)
Weight	14.29 oz (405 g)

4



Be in charge, anytime, anywhere

Welcome

Thank you for choosing our product, and your support is most appreciated. We are committed to deliver premium phone and tablet accessories at reasonable price points. Your complete satisfaction is our utmost concern.

This product has been designed with aims of achieving heavy-duty capacity, portability, functionality, and aesthetics. Its 20,000 mAh or 72 watt-hour cell capacity can support a mobility lifestyle that emphasizes keeping oneself entertained and/or productive while on-the-go for an extended period of time.

Moreover, the product provides the user with extra USB ports when needed. Its sleek, indigo blue patinaed enclosure honors low-key sophistication and professionalism, perfectly complementing the essential toolkit of a road warrior. Specific product features are as follows:

Features

Safety:

Multiple protections for your digital devices and PowerPack against short-circuit, overcharge, overdischarge, overtemperature, and other abnormalities.

Efficiency:

Best-in-class lithium ion cells are used to attain the highest energy efficiency. The PowerPack, via its USB-C port, leverages bidirectional Power Delivery (PD) over a wide range of voltages (5 to 20 volts) for high-speed inbound and outbound charging with a 45-watt maximum power rating.

Compatibility:

The product employs a built-in smart detection IC chip, which ensures its universal compatibility with all major smartphones, tablets, MacBook models, and other USB devices. The portable charger supports USB PD 2.0 as well as fast charging for Quick Charge 2.0/3.0 capable devices.

5

⚠ Warnings

- Do not disassemble.
- Do not expose to liquids.
- Do not short-circuit.
- Avoid dropping.
- Avoid extreme temperatures (above 140°F or 60°C).

FCC

This device complies with Part 15 of the FCC Rules. Operation is subject to the following two conditions: (1) This device may not cause harmful interference, and (2) this device must accept any interference received, including interference that may cause undesired operation.



6

📄 18-Month Limited Warranty

The product has an 18-month limited warranty, unless the warranty is voided by one or more of the following:

- Unauthorized repair, incorrect use, drop, negligence, abuse, liquid damage, accident, alteration, improper use with non-ZMI-branded accessories, or removing or altering product labeling
- Warranty expiration
- Force Majeure

Web: zmiusa.com/support
Email: support@zmiusa.com
Phone: +1 (844) 828-2302

ZMI USA Corporation, 120 San Lucar Ct, Sunnyvale, CA 94086-5213

For FAQs and more information, please visit:

zmiusa.com/support



@zmiusa

@zmiusa

@zmiusacorp

7

8